

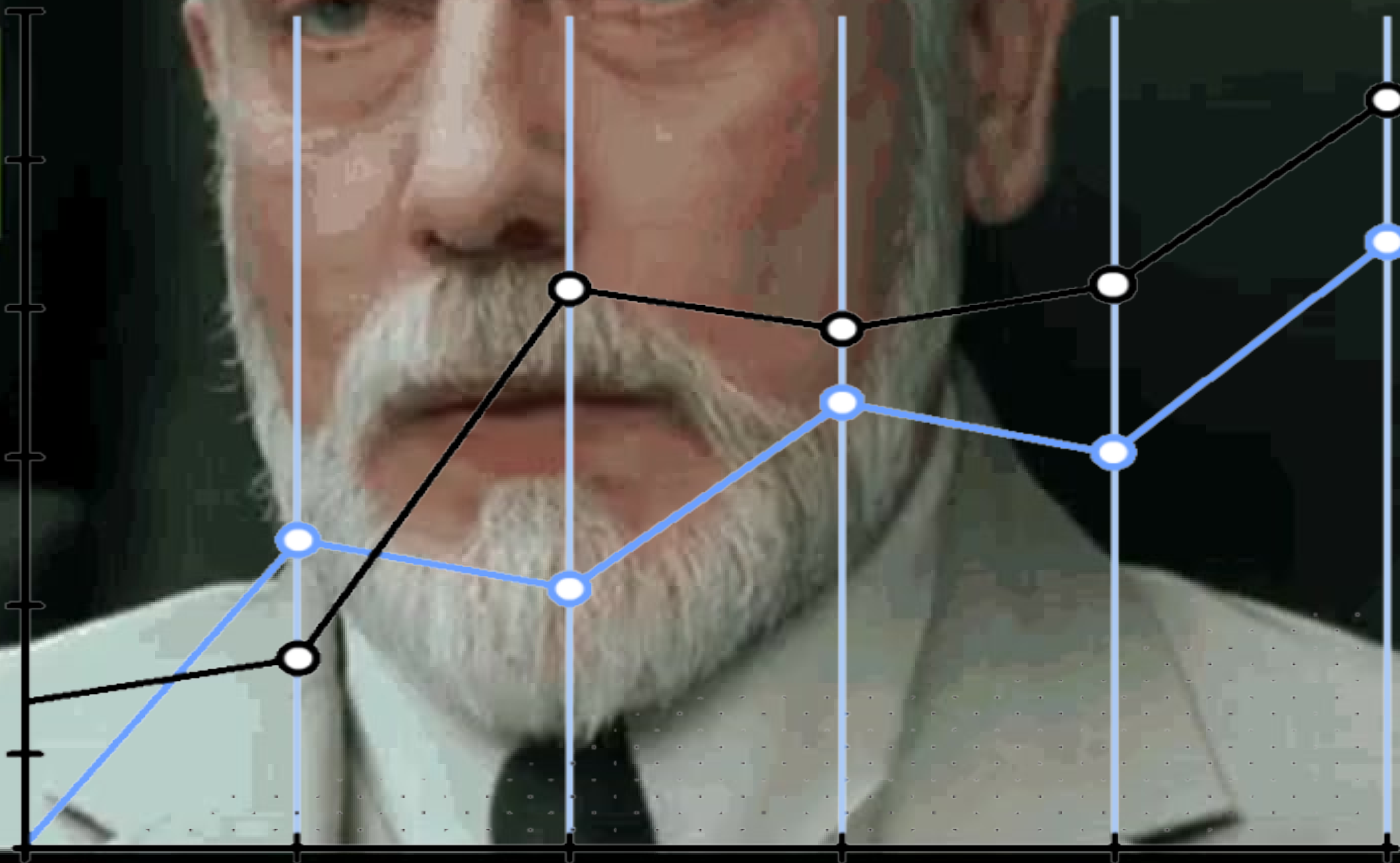


WELCOME to *Strategy* Palooza 2023



**WE HAVE
BECOME...**



THE SHIFT

2022
Adaptability

to

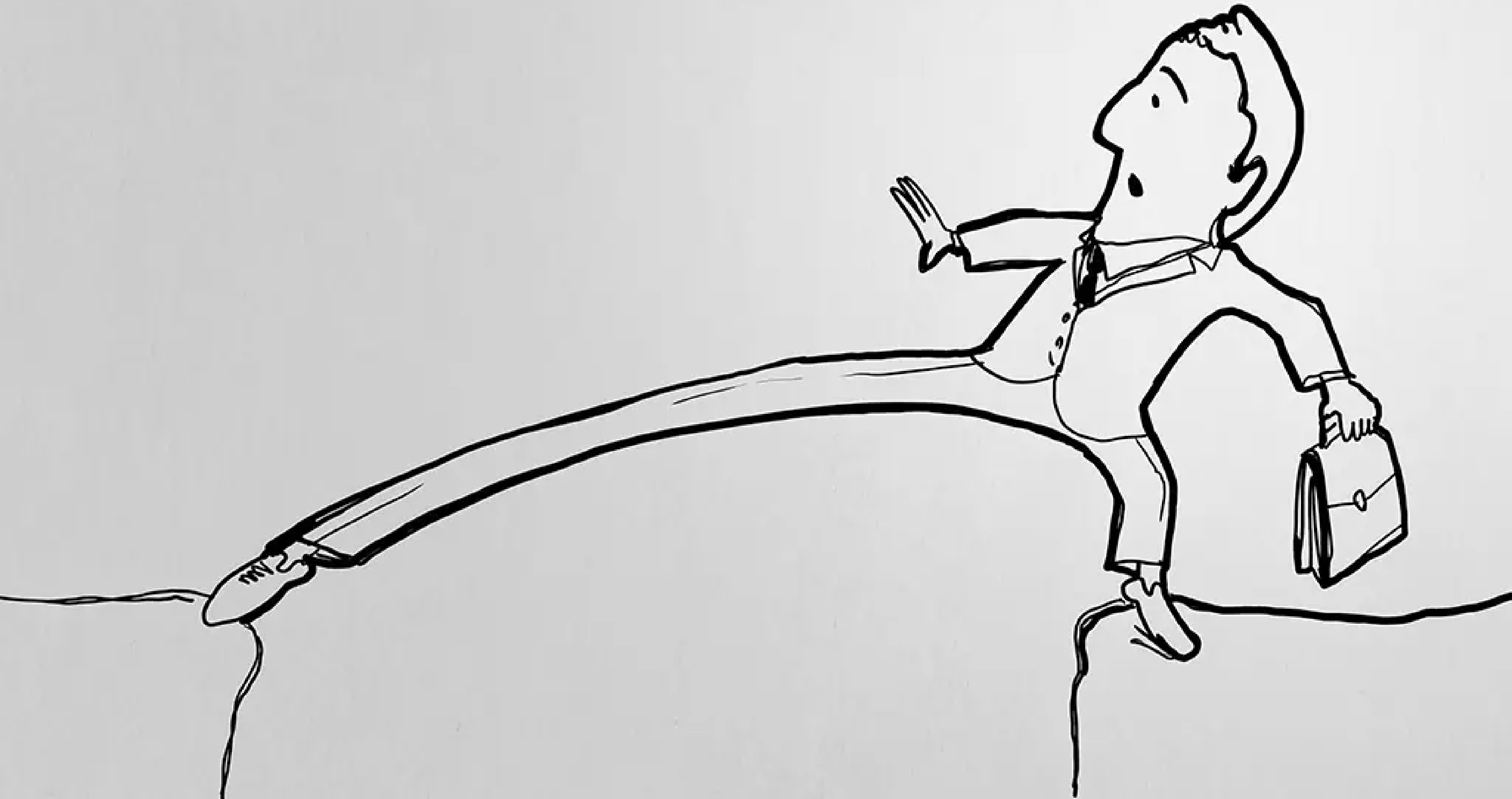
2023
Efficiency

The fog...



But what's causing the fog?










GAME OF THRONES™

Strategy execution DONE WELL = Centralized Observability



Visibility



Priorities

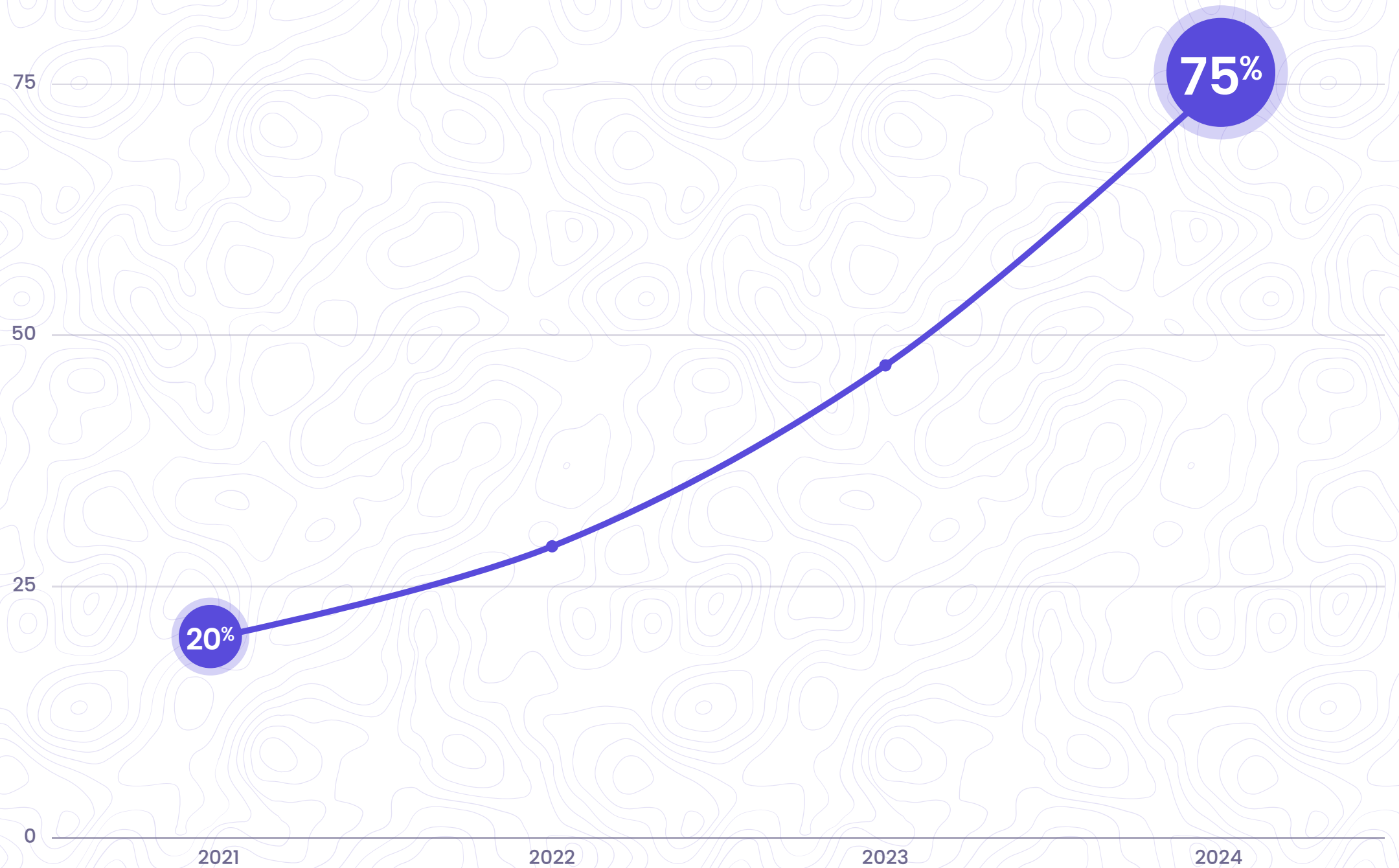


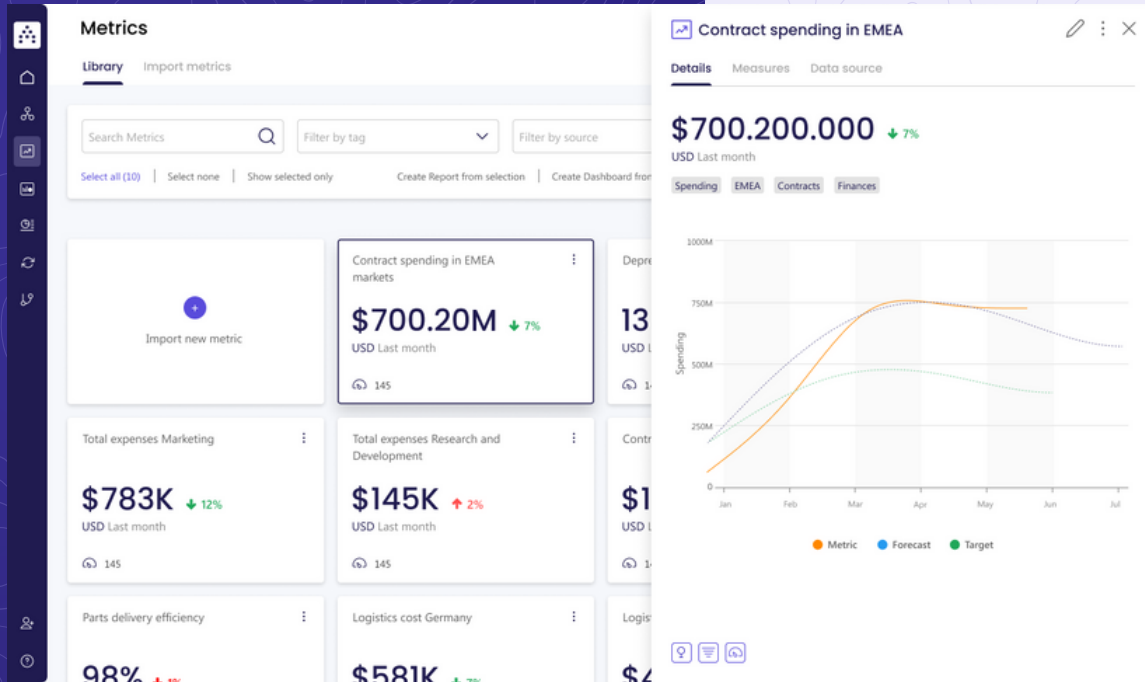
Fast Decision

By 2025

Over 75% of organizations will have adopted a holistic platform for managing strategy execution across their value chain.

*source: Momentive survey of 1,750 organizations August 2022





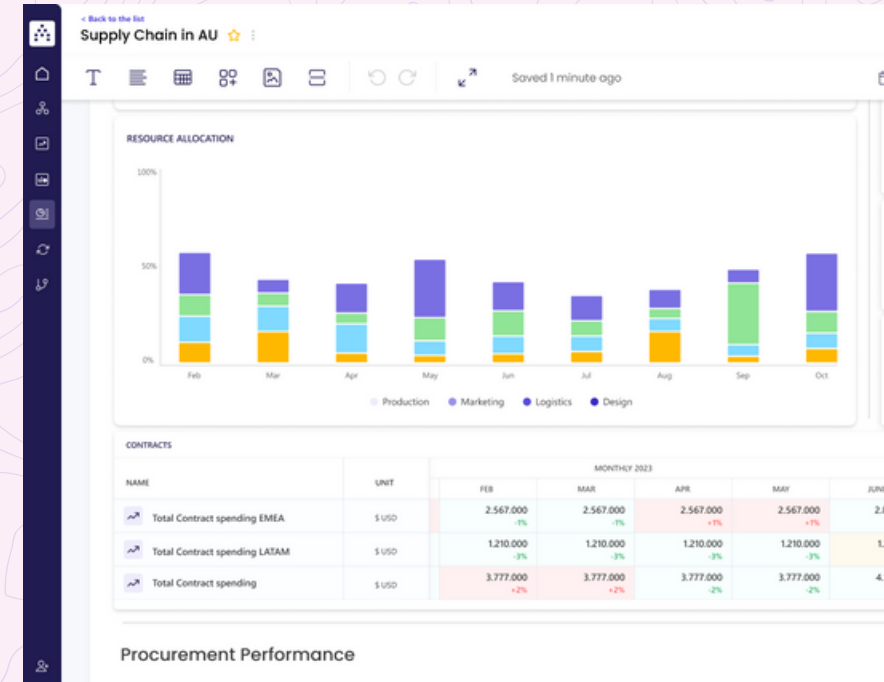
Prioritization Hub

Initiatives Stages Matrix Import Expand All Collapse All Add New Initiative

Search Initiatives Filter by Stage Filter by Department Group by 352 total initiatives 0 initiatives selected

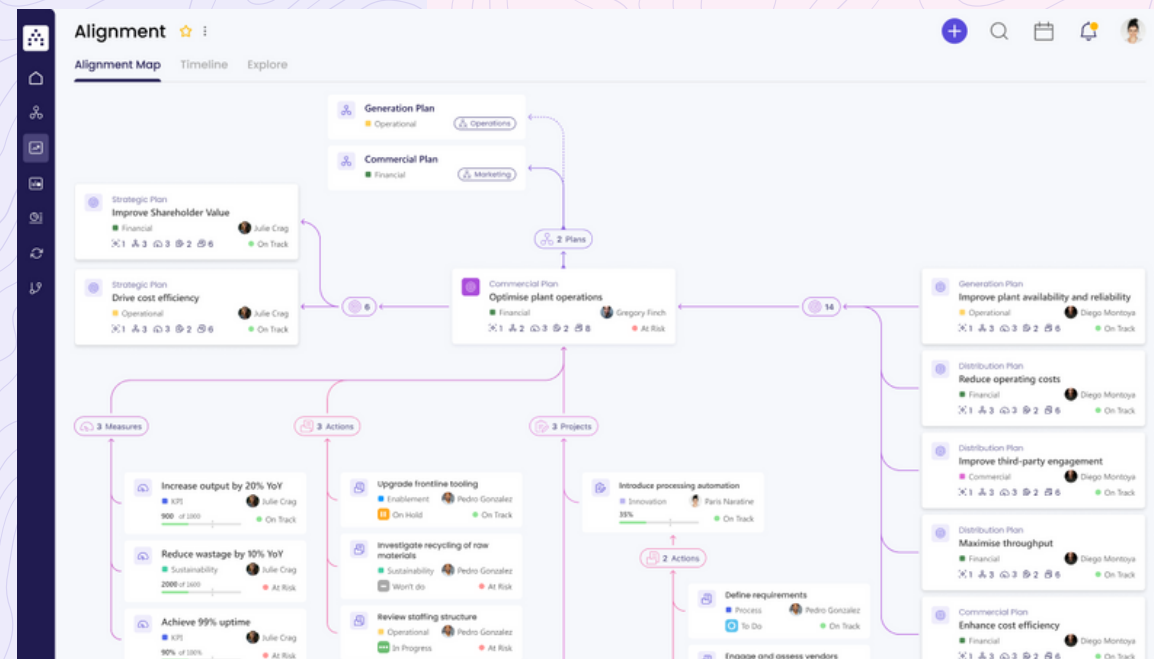
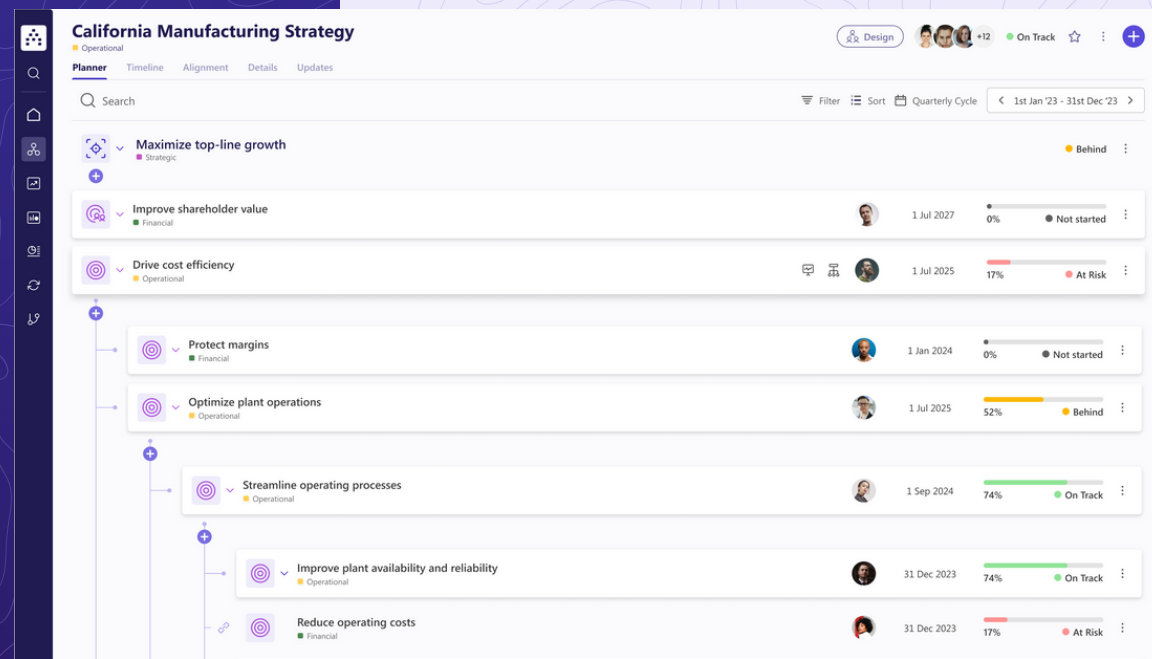
Select all (25) Select none Show selected only Create Report from selection Create Dashboard from selection

INITIATIVES	BUSINESS CASE	STAGE	COMPLEXITY	PRIORITY	IMPACT	ESTIMATED COST	ESTIMATED ROI	DEPARTMENT
Increase production in WA	LINK TO REPORT	Draft	5	High	★★★★☆	\$ 2,567,000	\$ 5,953,000	Technology
Global EV charging network	LINK TO REPORT	Draft	3	High	★★★★★	\$ 987,000	\$ 7,428,000	Partnerships
Scalable networks investment	LINK TO REPORT	Approved	5	Low	★★★★☆	\$ 2,145,000	\$ 9,345,000	Technology
IT Delivery Procedures			4			\$ 1,356,000	\$ 2,356,000	IT
Tech Transformation			5			\$ 950,000	\$ 4,550,000	Transformation
Global Innovation Committee			5			\$ 238,000	\$ 2,238,000	Innovation
Battery investments	LINK TO REPORT	Wont do	4	Mid	★★★☆☆	\$ 1,560,000	\$ 3,560,000	Production
LATAM Expansion: Brazil penetration	LINK TO REPORT	Initial Review	4	Low	★★☆☆☆	\$ 3,567,000	\$ 4,567,000	Sales
Thailand warehouses restructuring	LINK TO REPORT	Initial Review	4	High	★★★★☆	\$ 2,456,000	\$ 4,456,000	Sales
Deep-tech infrastructure	LINK TO REPORT	Draft	3	High	★★★★☆	\$ 8,843,000	\$ 6,843,000	Production
Global Operations transfer to India	LINK TO REPORT	Draft	3	Mid	★★★★☆	\$ 6,356,000	\$ 10,356,000	Operations
Nigeria as a first African hub	LINK TO REPORT	Wont do	2	Mid	★★★★★	\$ 584,000	\$ 10,872,000	Design



759 total metrics 0 metrics selected

UNIT	MAY	JUNE	JULY	AUGUST	JUNE	JULY	AUGUST
\$ USD	257,500 +3%	180,000 -3%	245,000 +4%	345,000 +10%	135,000 -3%	295,000 +32%	317,000 +3%
\$ USD	5,678,000 +3%	3,560,000 -3%	13,719,000 +17%	11,456,000 +10%	14,791,000 +3%	12,391,000 -4%	9,800,000 -10%
\$ USD	2,567,000 -1%	2,890,000 +2%	2,890,000 -0%	2,610,000 -10%	2,780,000 +3%	2,493,000 -2%	2,629,000 -1%
\$ USD	1,210,000 +3%	1,210,000 +3%	1,356,000 +3%	1,470,000 +10%	1,135,000 -3%	1,135,000 -2%	1,278,000 +10%
\$ USD	257,500 +3%	180,000 -3%	245,000 +4%	345,000 +10%	135,000 -3%	295,000 +32%	317,000 +3%
\$ USD	5,678,000 +3%	3,560,000 -3%	13,719,000 +17%	11,456,000 +10%	14,791,000 +3%	12,391,000 -4%	9,800,000 -10%
\$ USD	2,567,000 -1%	2,890,000 +2%	2,890,000 -0%	2,610,000 -10%	2,780,000 +3%	2,493,000 -2%	2,629,000 -1%
\$ USD	1,210,000 +3%	1,210,000 +3%	1,356,000 +3%	1,470,000 +10%	1,135,000 -3%	1,135,000 -2%	1,278,000 +10%
\$ USD	5,678,000 +3%	3,560,000 -3%	13,719,000 +17%	11,456,000 +10%	14,791,000 +3%	12,391,000 -4%	9,800,000 -10%
\$ USD	2,567,000 -1%	2,890,000 +2%	2,890,000 -0%	2,610,000 -10%	2,780,000 +3%	2,493,000 -2%	2,629,000 -1%
\$ USD	1,210,000 +3%	1,210,000 +3%	1,356,000 +3%	1,470,000 +10%	1,135,000 -3%	1,135,000 -2%	1,278,000 +10%




Visibility



Priorities



Fast Decisions



WASN'T THAT EXCITING?

**Thank you
for your time**

ENJOY THE PALOOZA!